GENERAL NOTES:

1. "POST CONSTRUCTION" DRAWINGS ARE GENERATED FROM CONSTRUCTION CHANGE INFORMATION FORWARDED TO BOWER DAMBERGER ROLSETH ENGINEERING LTD. BY THE OWNER'S FIELD SUPERVISORS AND OR HIRED CONTRACTORS. ANY CHANGES NOT DOCUMENTED WILL NOT APPEAR ON THE DRAWINGS AND THEREFORE THE DRAWING MAY NOT BE AN ACCURATE REPRESENTATION OF THE CONSTRUCTED FACILITY.
2. PRIOR TO THE COMMENCEMENT OF ANY CONSTRUCTION AND OR EXCAVATION IT SHALL BE THE RESPONSIBILITY OF THE OWNER'S REPRESENTATIVE TO VERIFY THE LOCATION AND STATUS OF ANY PIPING, ELECTRICAL, EQUIPMENT OR BUILDINGS.
3. ANY REVISIONS MADE TO EXISTING EQUIPMENT, PIPING, OR ELECTRICAL ON A FACILITY NOT DESIGNED BY B.D.R. ENG. LTD. IS ONLY SHOWN AS A REPRESENTATION OF WHAT EXISTS AND MUST BE VERIFIED BY THE OWNER.

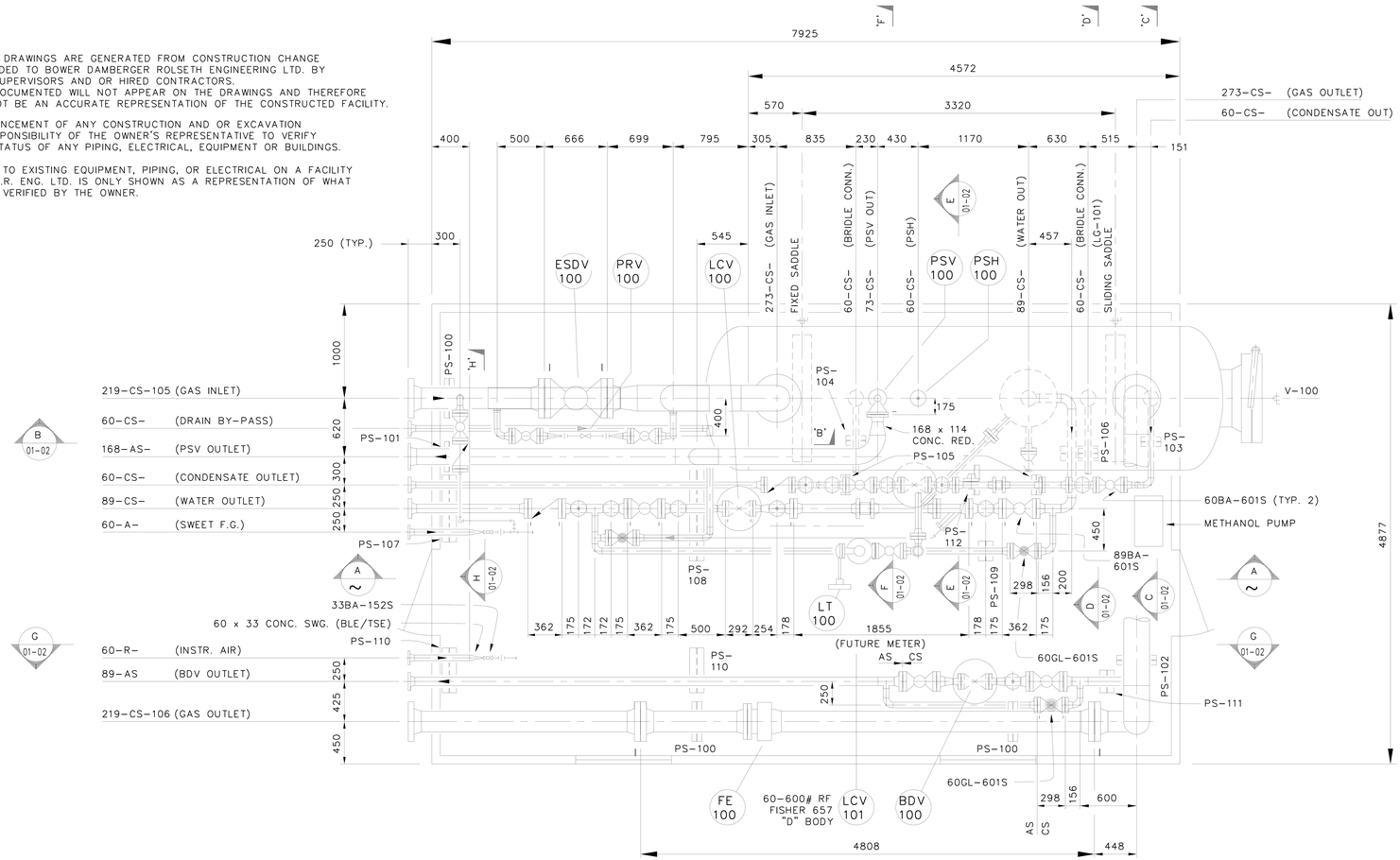

PLAN VIEW

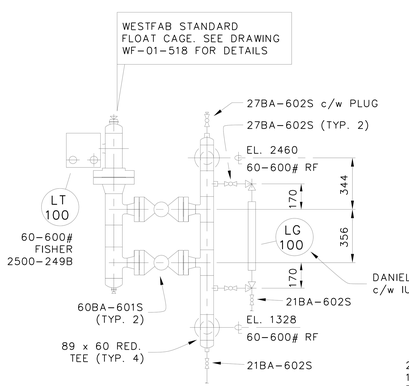

DETAIL 1
SCALE 1:20

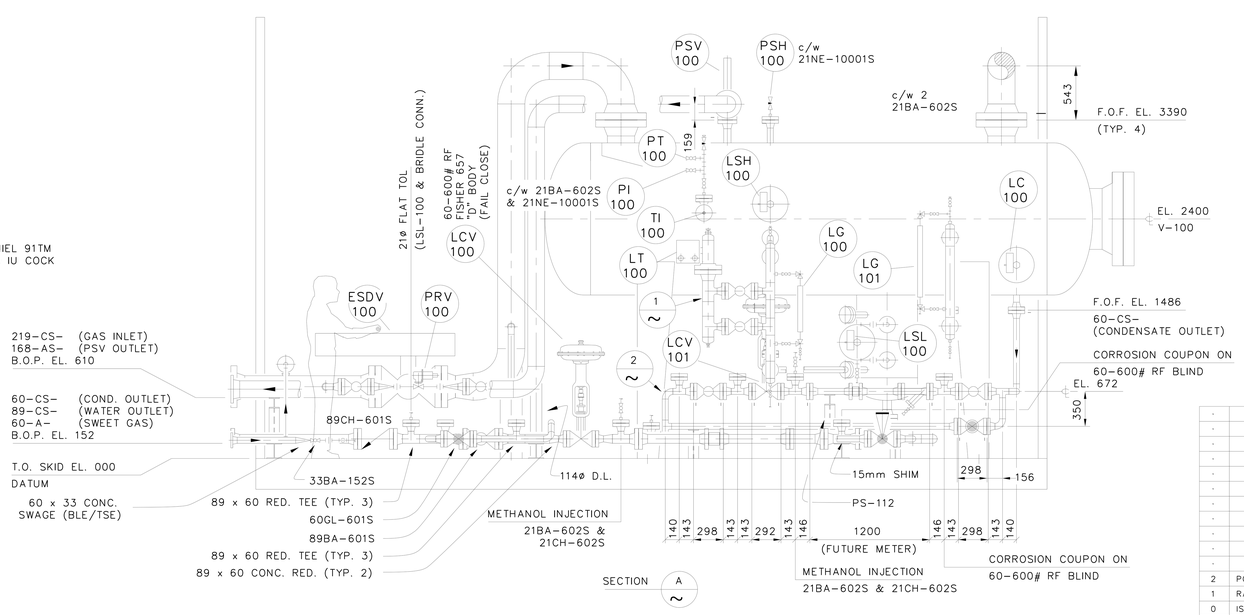

SECTION A

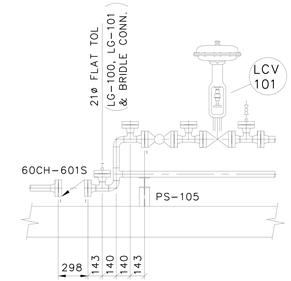

DETAIL 2

GENERAL NOTES

1. THE MANUFACTURER IS TO SUPPLY THE FOLLOWING :

   PIPE, FITTINGS, STUDS, NUTS, GASKETS, CLAMPS, PIPE SUPPORTS, STAINLESS STEEL TUBING AND TUBE FITTINGS.

   INSTRUMENTATION, TUBING & TUBE FITTINGS

   ALL INSTRUMENTATION TUBING IS TO BE SWAGELOK STAINLESS STEEL. ALL INSTRUMENTATION VENTS ARE TO BE MANIFOLDED AND VENTED TO THE OUTSIDE OF BUILDING. EACH INSTRUMENT SHALL HAVE A VALVED TAKE-OFF FROM THE SUPPLY HEADER AND WILL BE COMPLETE WITH ARMOUR CHANNEL TO ITS LOCATION.

2. NORTHSTAR ENERGY CORPORATION SHALL SUPPLY THE FOLLOWING FOR INSTALLATION BY SKID MANUFACTURER:

   - ALL INSTRUMENTATION AS DESCRIBED ON THE DRAWINGS & PURCHASE ORDERS.
   - ONE (1) INLET SEPARATOR 1524 O.D. x 4572 S/S (TAGGED V-100)
   - TWO (2) CATA-DYNE BUILDING HEATERS

   VALVES

   ALL VALVES ARE TO BE SOUR TRIM AS PER NORTHSTAR'S SPECIFICATIONS.

   VALVE DESIGNATIONS

   -151S AND 153S ARE TO BE SUITABLE FOR 150# ANSI (SOUR SERVICE)
   -601S AND 603S ARE TO BE SUITABLE FOR 600# ANSI (SOUR SERVICE)

3. MATERIALS OF CONSTRUCTION

   PIPE
   - 60ø AND LARGER (150# & 600# ANSI) A106-B SCH. 80 EXCEPT PSV OUTLET & BDV OUTLET TO BE SCH. 40
   - 48ø AND SMALLER (150# & 600# ANSI) A106-B SCH. 80
   - ALL PIPE NIPPLES A106-B SCH. 160

WELD FITTINGS	- A234-WPB
FLANGES	- A-105
SCREWED FITTINGS	- A-105, 3000# F.S. (150# & 600# ANSI)
STUDS AND NUTS	- A193-B7M, A194-2HM
GASKETS	- 3mm THK. FLEXITALLIC, T316SS (OR EQUAL)

4. TESTING

   RADIOGRAPH - 100% & STRESS RELIEVE ON ALL EXCEPT A, AS & R. TO BE 10% & NO STRESS RELIEVE.

   HYDROTEST - 1.5 TIMES DESIGN PRESSURE

   DESIGN PRESSURES:

   600 ANSI - 9928 kPa @ 38°
   150 ANSI - 1965 kPa @ 38°

5. APPLICABLE CODES

   PIPING - ANSI B31.3
   VESSELS - ASME SEC. VIII, DIV. I (LATEST REVISION)

6. SURFACE PREPARATION

   SKIDS AND SUPPORTS
   - MECHANICAL CLEAN TO SSPC-SP2
   - PRIME WITH 1 s/c CLOVERDALE RUSTEX 71029
   - FINISH WITH 1 s/c CLOVERDALE 74 IND. (COLOURS AS PER NORTHSTAR ENERGY PAINTING SPECIFICATIONS.)

   PIPING AND OTHER EQUIPMENT
   - COMMERCIAL GREY SANDBLAST TO SSPC-SP6
   - PRIME WITH 1 s/c CLOVERDALE RUSTEX 71029
   - FINISH WITH 1 s/c CLOVERDALE 74 IND. (COLOURS AS PER NORTHSTAR ENERGY PAINTING SPECIFICATIONS.)

7. ALL OPEN ENDS OF PIPE TO BE COVERED FOR SHIPPING. SKID MANUFACTURER SHALL LOAD SKID PACKAGE ON A NORTHSTAR ENERGY SUPPLIED TRUCK.
8. ALL LINES ARE TO BE ADEQUATELY SUPPORTED, CLAMPED AND SHIMMED.
9. PIPING SHALL BE ADEQUATELY BRACED TO PREVENT SHIPPING DAMAGE, OR SHALL BE REMOVED FOR REASSEMBLY ON SITE BY OTHERS.
10. PIPE SUPPORT LOCATIONS ARE SHOWN ON THE PIPING PLAN AND SECTIONS. THE SKID MANUFACTURER IS TO VERIFY PIPE SUPPORT LOCATIONS PRIOR TO WELDING SUPPORTS TO THE SKID.
11. ALL ITEMS SHALL SHALL BE REGISTERED FOR ALBERTA LOCATION 04-13-09-04 W5M.
12. ALL RECORDERS ARE TO BE REMOVED AND PACKED FOR SHIPPING.
13. INSTRUMENT LINES FROM RECORDER TO ORIFICE ARE TO BE ON A CONTINUOUS DOWNWARD SLOPE (NO TRAPS).
14. INSTRUMENTS TO BE "GANGED" OR RACK MOUNTED TO THE ELECTRICAL CONDUIT SYSTEM WHENEVER POSSIBLE.
15. SKID MANUFACTURER IS TO CALCULATE THE ESTIMATED SHIPPING WEIGHT.

NO.	REVISION	BY	DATE	CHK.
2	POST CONSTRUCTION REVISIONS	LST	02.01.28	
1	RADIOGRAPH REVISED	FJ	01.07.25	
0	ISSUED FOR BID AS PROJ. #12618	FJ	01.04.26	RD

	BY	DATE
DRN.	FJ	01.04.09
CHK.	RD	01.04.25
APP'D.		
L.S.D.	04-13-09-04 W5M	

BOWER DAMBERGER ROLSETH ENGINEERING LTD.

DEVON CANADA CORPORATION
CALGARY ALBERTA

NORTH COLEMAN
COMPRESSOR STATION
INLET SKID (V-100) PIPING DETAILS

SCALE	DRAWING NUMBER	REV.
1:30	D-71613-P-01-01	2