The information contained in this drawing is the confidential property of Platinum Energy Services ULC. No part thereof shall be reproduced or communicated to a third party without written authorization from Platinum Energy Services ULC.

FABRICATION NORTH

BILL OF MATERIAL

MARK	QTY	MEMBER	LENGTH(mm)	WIDTH(mm)	MATERIAL	WEIGHT(kg)	HEAT#
1	1	3/16-Checkr-PL	4642	1168	SA-36	202.84	
2	2	C6x8.2	1201		G-44W	28.65	
3	1	C6x8.2	1242		G-44W	14.78	
4	1	C6x8.2	1288		G-44W	15.01	
5	3	C6x8.2	1671		G-44W	58.93	
6	6	L2x2x1/4	1041		G-44W	28.56	
7	2	W6x15	1671		G-44W	69.94	
8	2	W6x15	5105		G-44W	227.91	
9	4	1"ø HEX HEAD BOLT, 4 1/2" LG c/w WASHER/NUT			GRADE 8	-	
10	1	PLATE-1/2	301	139	SA-36	13.8	
TOTAL WEIGHT: 660.41							

*ALL BOM ITEMS DO NOT INCLUDE WELD GAP

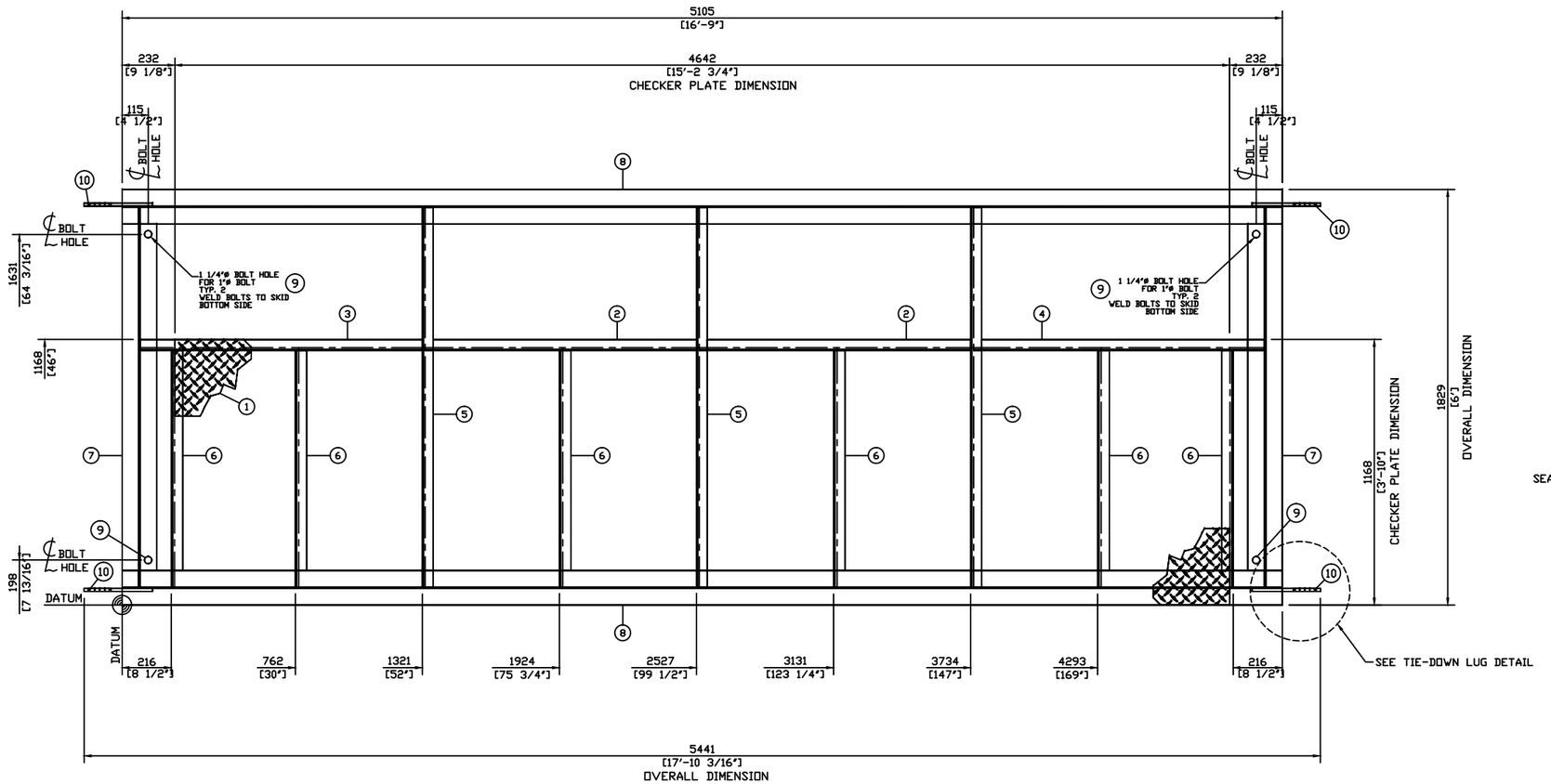

PLAN VIEW

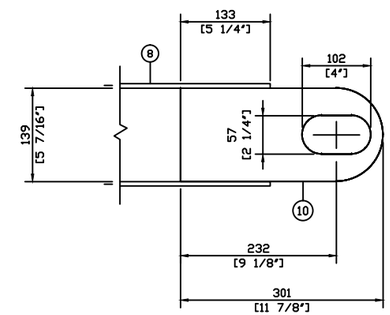

TIE-DOWN LUG DETAIL

TYP. 4

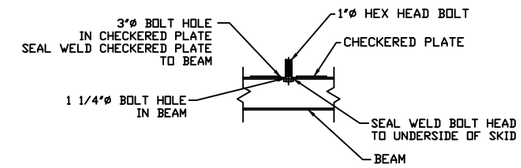

SADDLE BOLT CONNECTION DETAIL

NTS

GENERAL STRUCTURAL STEEL NOTES:

1. ALL DIMENSION ARE IN INCHES UNLESS NOTED. ALL ELEVATIONS ARE REFERED FROM TOP OF SKID FLOOR.
2. ALL WORK SHALL GENERALLY CONFORM TO THE LATEST EDITIONS OF THE FOLLOWING CODES AND STANDARDS:
   CSA W47.1-09
   CISC HANDBOOK OF STEEL CONSTRUCTION
3. ALL STEEL SHALL BE OF NEW STOCK AND SHALL BE IN ACCORDANCE WITH CSA G40.21-M. STRUCTURAL STEEL SHALL GRADE 300W. PLATE MATERIAL SHALL BE 44W. EXCEPT CHECKERED PLATE TO BE A-36.
4. WELDING SHALL BE IN GENERAL CONFORMANCE WITH CSA W59-2013. FILLER METAL SHALL CONFORM TO CSA STD. W48.5-M - E4802C-6-CH. WELDS TO BE 6mm CONTINUOUS FILLET WELD UNLESS NOTED. USE PESC WELDING PROCEDURE AS SHOWN IN WELDING DETAILS.
5. SURFACES AND EDGES TO BE WELDED SHALL BE SMOOTH, UNIFORM AND FREE FROM FINS, CRACKS. ALSO WITH IN 50mm OF ANY WELD LOCATION, FREE FROM LOOSE OR THICK SCALE, SLAS, RUST, PAINT, GREASE, MOISTURE etc. W59-03 5.3.1
6. SKID FRAMING SHALL BE OF SOLID WELDED CONSTRUCTION, 6mm CONTINUOUS FILLET WELDS, COPE ALL FRAMING MEMBERS INTO ONE ANOTHER.
7. CHECKERED PLATE SEAMS TO BE SEAL WELDED CONTINUOUSLY ON TOP SIDE. STITCH WELDED TO UNDERSIDE USING 5mm FILLETS 50mm AT 300mm INTERVALS. FCAW-1.
8. CLEAN ALL STEEL SURFACES PRIOR TO PAINTING TO SSPC-SP3
9. PAINT: ONLY ONE (1) COAT FINISH WARM GREY DTM
10. WEIGHT OF STRUCTURAL STEEL SKID = 2,064 lbs (936 kg)
11. SHIPPING DIMENSIONS: 17'-11"L x 6'-0"W
12. FULL PEN WELDS ON MAIN MEMBERS.
13. 1 1/2" THK UNDER SKID SPRAY FORM INSULATION FIRE RETARDANT.

WELD DETAILS

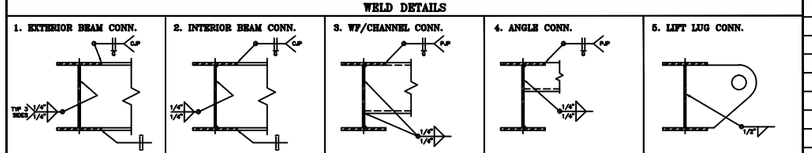

REV	DESCRIPTION	BY	DATE	CHK'D	APP'D
1	AS BUILT	EB	15-06-19	BX	DG
0	ISSUED FOR CONSTRUCTION	CL	15-05-08	BX	DG
A	ISSUED FOR APPROVAL	EB	15-05-05	BX	DG

ENGINEER'S STAMP

DRAWN BY	EB	15-05-05
CHK'D BY	BX	15-05-05
APP'D BY	DG	15-05-05
CAD REF 22179-SKD-01.DWG	SCALE 1:15	

PLATINUM ENERGY SERVICES ULC
A Trinity Industries Canada Company
CALGARY, ALBERTA

CLIENT

TITLE
72" OD x 240" S/S 14.7 Psig FLARE KNOCKOUT
STRUCTURAL STEEL - PLAN VIEW

JOB NO.	DRAWING NO.	REV
22179	22179-SKD-01	1

S:\TRANSFERS\UNIT NUMBER'S\22000\22179\22179-SKD-01.DWG