

30" 1418psi Sour Vertical Separator 3 Phase (w/ 30HP Transfer Pump)



Listing ID:
IH-4501

General Info

Year Built:
2001

Service Type:
Sour

PASC Condition Rating:
B

Skidded:
No

Housed:
Yes

Warranty:
No

Separator Info

Diameter:
30"

Separator Length:
120

MAWP:
1418psi

Max Temp:
130°F

Position:
Vertical

Phases:
3 Phase

Serial #:
C1233A.VS

CRN #:
P1625.2

Corrosion Allowance:
0.125

Meter Run Info

Meter Run Manufacturer:
North Star

Meter Run Diameter:
4"

ANSI - Meter Run:
600#

Building / Skid Info



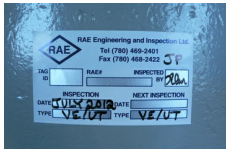

Building Width:
10ft

Building Length:
12ft

Building Heated:
Yes

Notes:

THIS SEPARATOR PACKAGE HAS A SKID & BUILDING ADDITION ON IT THAT HOUSES CES1702. Vessel is sour service, (W, HT, & RT1) 3 phase. Inlet is 4"600#. Building inlet was 4"900# R.J. Inlet pressure controller is a Fisher 3"900# R.J. ET body. There is also a NuFlo MC-III on the sep side to measure fluid pumped by the Wheatley. Gas measurement is by a Northstar 4"600# single chamber meter run. The charge pump for the Wheatley is





mounted on the separator part of building. It is a Mabre m/n: WPV-R 1.5" x 2" x 7". Max. Imp.;7" Trim: 5.75" 20USGPM, @ 35 ft/hd. 1800RPM s/n:1267A-4 Chrage pump motor; Reliance TEFC for hazardous locations. 7.5HP 1760RPM, 3/60/460. Options: Inside & outside AC lighting, Rosemount transmitters, Cata-dyne heater, exhaust fan & AC outlet.



THIS PUMP/MOTOR/BASE IS FOUND IN A SKID & BUILDING ADDITION ON CES1703. 465rpm, 1.250" T.C. plungers 2.250" stroke. Modular lube 3 feed forced lubrication into lantern rings. Aluminum Bronze wetted parts.

Listing Title additional text:
(w/ 30HP Transfer Pump)

Financial Info

Availability Status
[Available](#)



